


e u r o r a n g e

Ravelli®
il fuoco intelligente

Get comfortable with the dual 7 wood pellet fire

WiFi
Optional



The Dual 7 wood pellet fire combines the latest European technology with design excellence.

Three colour options with sleek glass or steel side panels, robust cast iron top and door. Fully programmable with thermostat, timer and optional Wi-Fi.

- 86% efficient
- 6.7kW max. heat output
- Self cleaning burn pot
- Italian design & style
- Wi-Fi optional
- Whisper quiet convection fan

Pellet Fire
Solutions




Black

Bronze

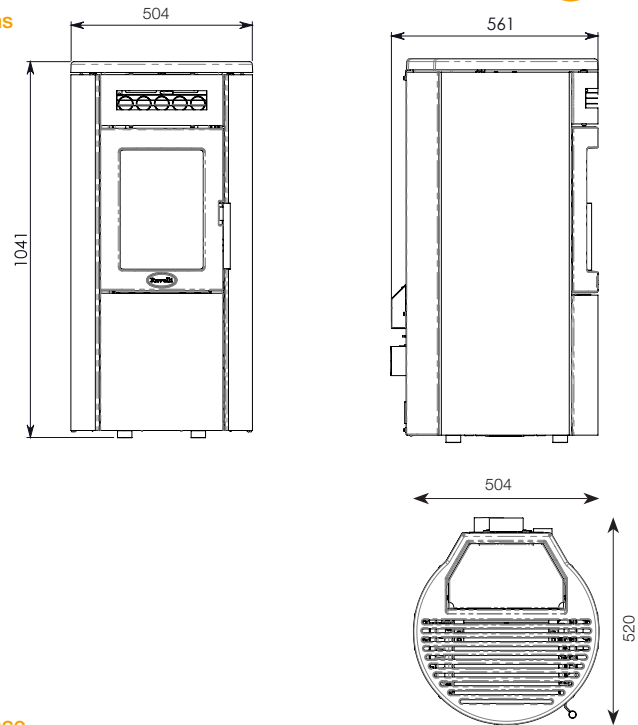
Features & Benefits

- Automatic self cleaning
burn pot base automatically rotates to clear ash
- Remote, timer & thermostat controls
manage heat using a remote control and thermostat, programme your fire to turn off/on according to time. Wi-Fi optional
- Highly efficient
produces virtually no smoke and new technology re-burns ash leaving minimal residue
- Free-standing
fits easily into many spaces
- Certified ultra low emission burner (ULEB)
- Burns renewable, NZ made, low emission pellet fuel
virtually smoke free combustion for healthy, clean air



- Made in NZ from natural untreated radiata pine wood waste
- Economical
- Low moisture - high in energy
- Clean and easy to store
- Great for the planet

Dimensions



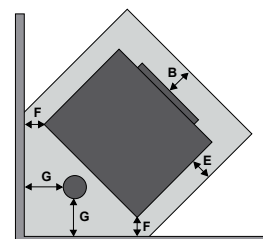
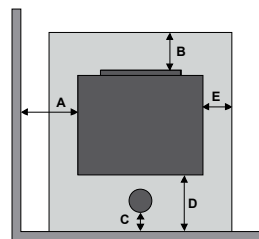
Performance

Efficiency	86%
Maximum heat output	6.7kW
Hopper capacity	15kg
Living Area	*Average

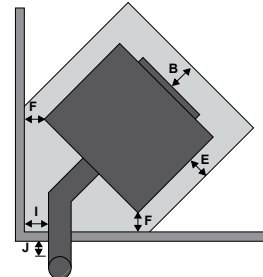
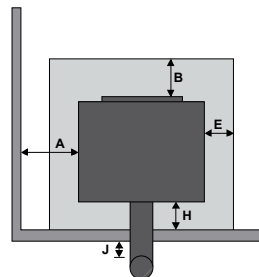
* Subject to insulation levels

Clearance to combustibles

Internal Flue



External Flue



Freestanding clearances

Location	Dimension (mm)
A	250
B	150
C*	50
D	n/a
E	100
F	100
G*	50
H	100
I*	50
J*	25

* from shielded flue
* 75mm to unlined flue

Note: The above clearance to combustibles for the flue are only applicable within the fire envelope. Clearance outside this eg at a ceiling/wall thimble reverts to 25mm as per ARS flue test 05/1185. Correct as at September 2015.