







Get comfortable with the sara wood pellet fire



-  visible flame
-  user friendly
-  leading design
-  healthy home
-  clean air approved
-  economical

The Sara is an Italian-designed insert model pellet fire. Compact and efficient, it slides out of the wall easily for refuelling and takes up no floor space. It fits well into an existing fireplace. Its output will warm a smaller-sized family home with up to three bedrooms. Modern conveniences such as a remote control, timer and thermostat.

- 82% Efficient
- 6.6kW max. heat output
- Runs on renewable, sustainable, wood pellet fuel
- Italian design & style
- Push button technology for easy operation
- Proven performance in Europe, now available in New Zealand.



Sara Retrofit Black Surround



Sara Stainless Surround

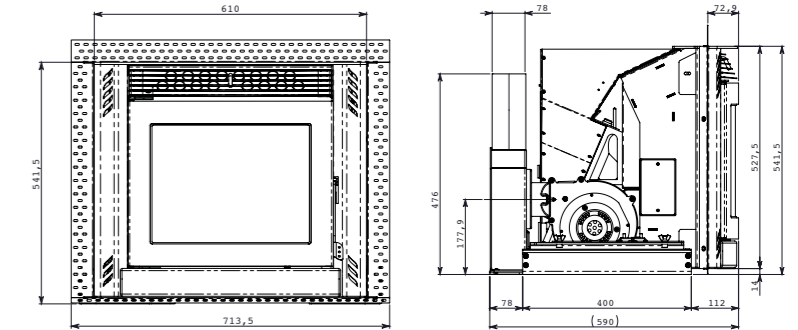
Features & Benefits

- **Flush mounted insert design**
ideal for installation in a new home or masonry cavity, adding a stylish visual feature while saving valuable space
- **Easy refuelling**
unit slides forward easily and smoothly to allow for easy refuelling.
- **Remote, Timer & Thermostat controls**
manage heat using a remote control and thermostat or set your fire to turn off/on according to time
- **Burns renewable, NZ made, low emission pellet fuel**
virtually smoke free combustion for healthy, clean air
- **Automatic ignition**
easy to use for cleaner, faster, 'no fuss' warmth
- **Highly efficient**
produces virtually no smoke and leaves very small amounts of ash
- **Clean Air approved, National Environmental Standards**
- **Selection of Surrounds**
Choose a surround to complement your decor, or have a custom surround designed to give you a unique look that is all your own.



- Made in NZ from natural untreated radiata pine wood waste
- Economical
- Low moisture - high in energy
- Clean and easy to store
- Great for the planet

Dimensions

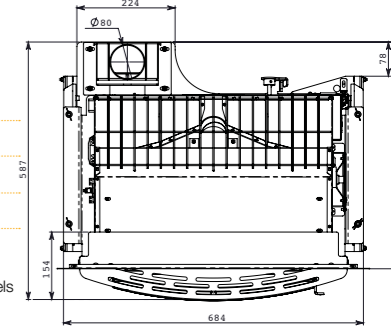
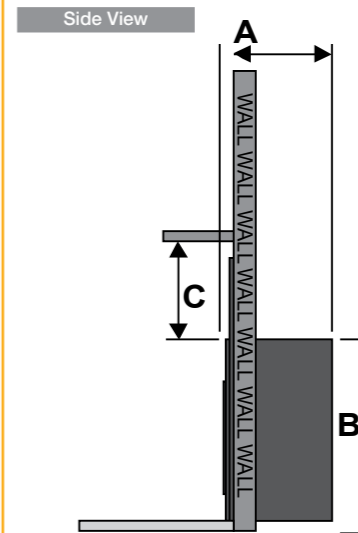


Performance

Efficiency	82%
Maximum heat output	6.6kW
Hopper capacity	15kg
Living Area	*Average size

* Subject to insulation levels

Clearance to combustibles

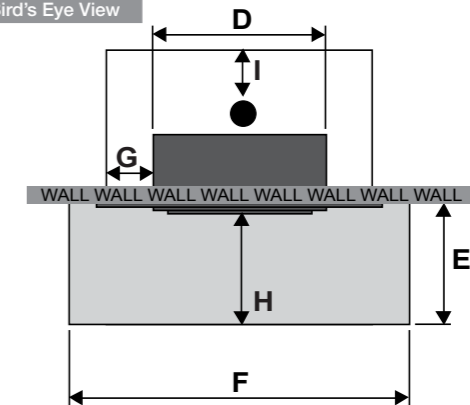


Location	Sara Retro Masonry Dimension (mm)	Sara New Home Dimension (mm)
A	470	590
B	600	600
C	330	330
D	720	720
E	290	290
F	1010	1010
G	210	210
H	150	150
I	n/a	100*

*from exhaust spigot to combustible wall

Note: The front of the enclosure needs to be made of a suitable fire proof rated board above 80° C eg Micore, Superlux, Eterpan or similar. Ventilation of min 100cm² will be required into the cavity.

Bird's Eye View



Note: Built-in fire clearances don't apply in a non-combustible cavity. The above clearance to combustibles for the flue are only applicable within the fire envelope. Clearance outside this eg at a ceiling/wall thimble reverts to 25mm as per ARS flue test 05/1185. Correct as at April 2012.